



LISA VOHS

INTERIOR DESIGN PORTFOLIO

📞 (801) 885-3879
✉ llvohs@gmail.com
🌐 in/lisa-vohs

LISA VOHS

DESIGNER

SKILLS

Photoshop
Revit
AutoCad
Space Planning
Microsoft Word
InDesign
Sketching
Power Point

DESIGN PHILOSOPHY

My love for creating beautiful spaces began the moment I first picked up a crayon. That early passion for art has evolved into a deep respect for the elements and principles of design. I believe a home should be a reflection of the people who live there, which is why I focus on the personal touches and thoughtful details that tell your unique story. My goal is to create clean, functional, and beautiful spaces that not only look good but truly feel like you—supporting your well-being and making room for life’s most meaningful moments.

EDUCATION

AAS - Interior Design
Ensign College
Expected graduation
December - 2025

Bachelor of Fine Arts
Utah Valley University
December - 2006

Pursuing NCIDQ Certification

VISION

My vision is to design the stage where your life’s most meaningful moments unfold. I see a home as a tool for living well—where the kitchen isn’t just for cooking, but for gathering; where the living room invites conversation and comfort; and where your private retreat truly restores you. Through thoughtful, human-centered design, I aim to create spaces that seamlessly support your routines, celebrate your milestones, and bring a sense of stability and joy to the everyday.



OVERVIEW OF THE PROJECT

CLIENT
The Goulding Family

LOCATION
Sugar House, Utah

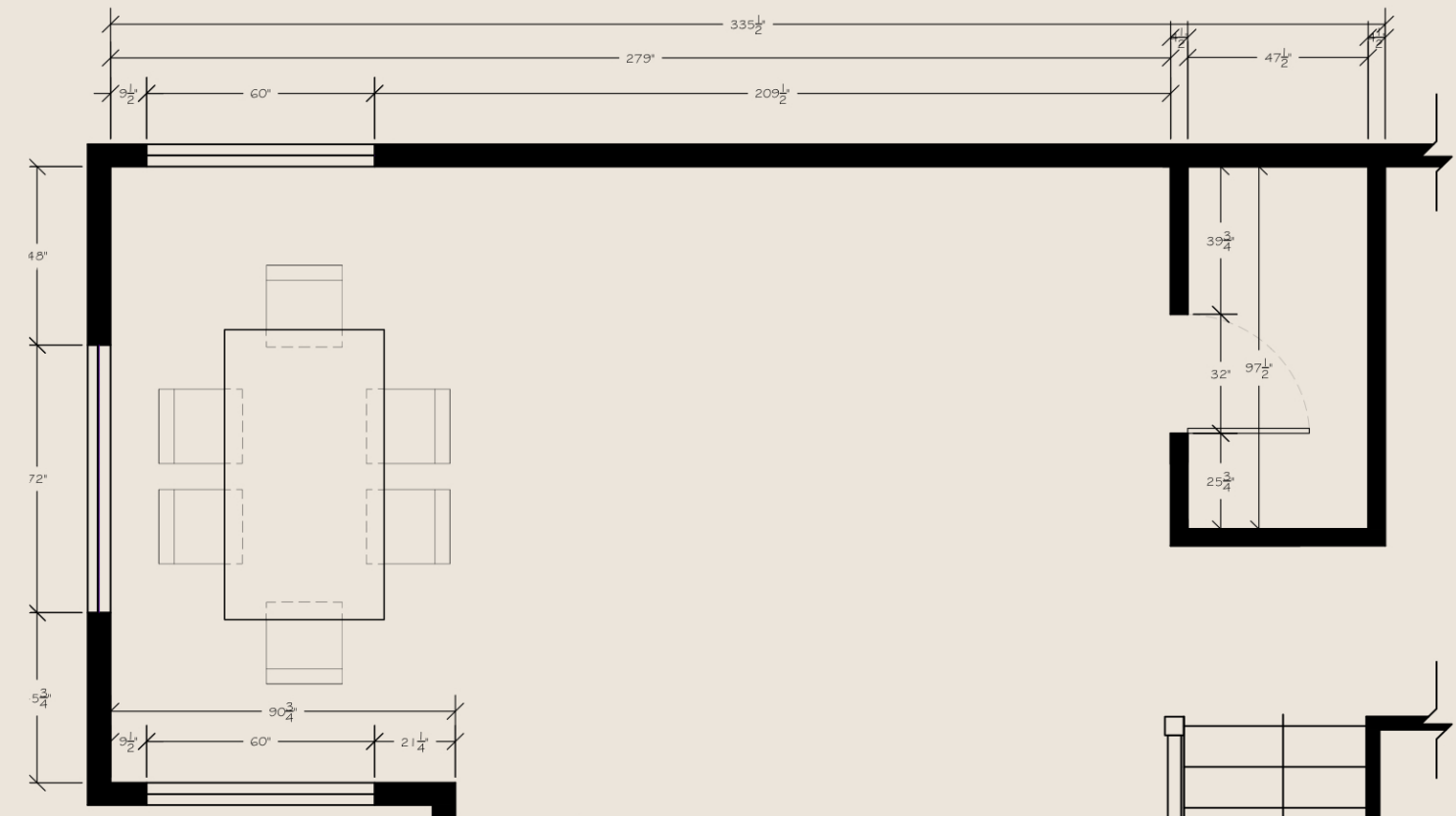

SIZE
380 sq. ft.

FAMILY MEMBERS

CLIENT REQUESTS

- Modern
- Functional layout
- Smart storage
- Island seating for three
- All new appliances
- Display space




COLOR PALETTE



EXISTING PLAN

The Goulding family has recently moved into a new build but finds the builder's standard kitchen layout uninspiring and inefficient for their needs. They are not in love with the current configuration and wish to invest in a new design that they will truly enjoy. The primary goal is to create a functional, aesthetically trendy, and modern kitchen that will also serve as a smart investment by boosting the home's appeal for future resale.

PROJECT GOALS

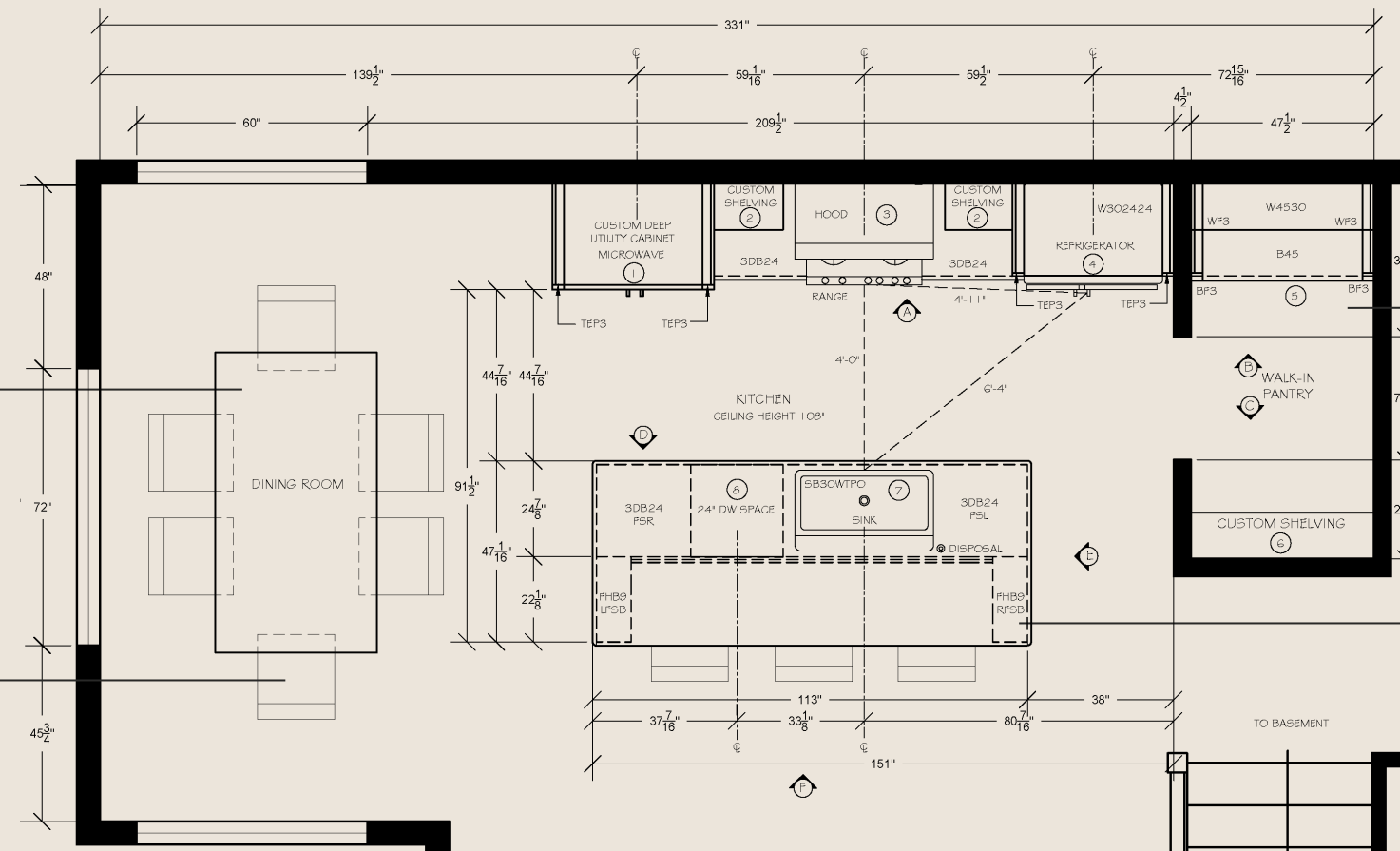
| FUNCTIONAL | STORAGE & DISPLAY | AESTHETIC |
|--|--|--|
| <p>The primary goal is to create a highly functional layout that supports the family’s daily routine. This includes optimizing the workflow between the sink, refrigerator, and stove and incorporating an island with dedicated seating for quick, casual meals. The design will also prioritize ample and intelligent storage solutions to keep the space organized and clutter-free, ensuring the kitchen is as practical as it is beautiful.</p> | <p>This plan will masterfully balance storage and display by providing ample concealed cabinetry to hide everyday clutter while integrating intentional display areas, like open shelving, for Ms. Goulding’s favorite pieces. This approach ensures the kitchen remains organized and sleek but also feels personally curated and visually interesting.</p> | <p>Aesthetically, the objective is to develop a modern and trendy design that feels fresh and “cool,” aligning with the family’s tastes while also boosting the home’s resale value. The selections for materials, fixtures, and finishes will be contemporary and stylish, ensuring the kitchen has broad market appeal and stands out as a key, desirable feature of the home for future buyers.</p> |
|  |  |  |

GOULDING KITCHEN INSPIRATION BOARD



DINING ROOM TABLE

DINING ROOM CHAIRS



WOOD FLOORING

STONE COUNTERTOP

DISPOSAL BUTTON

CHARGING DRAWER

FAUCET

PLASTER HOOD

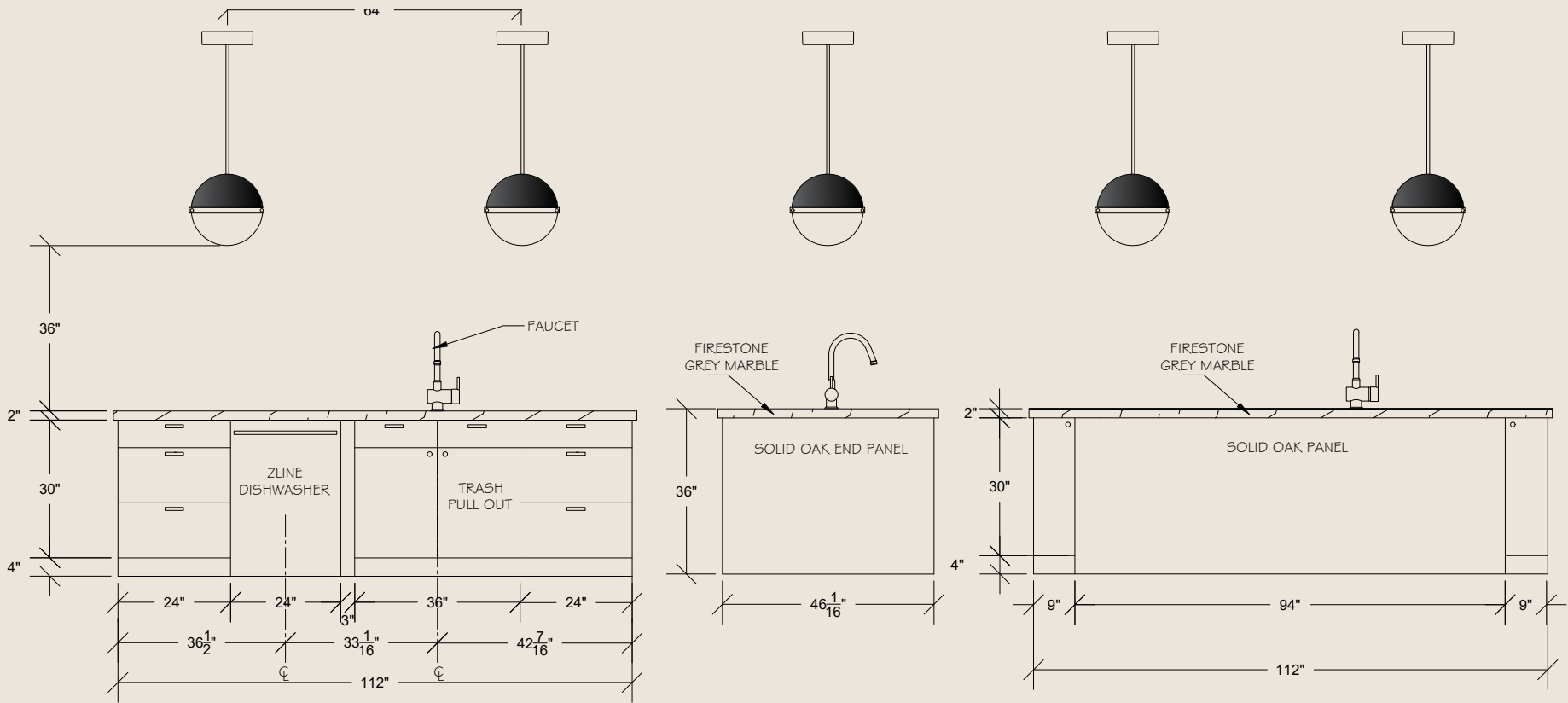
POT FILLER

RANGE

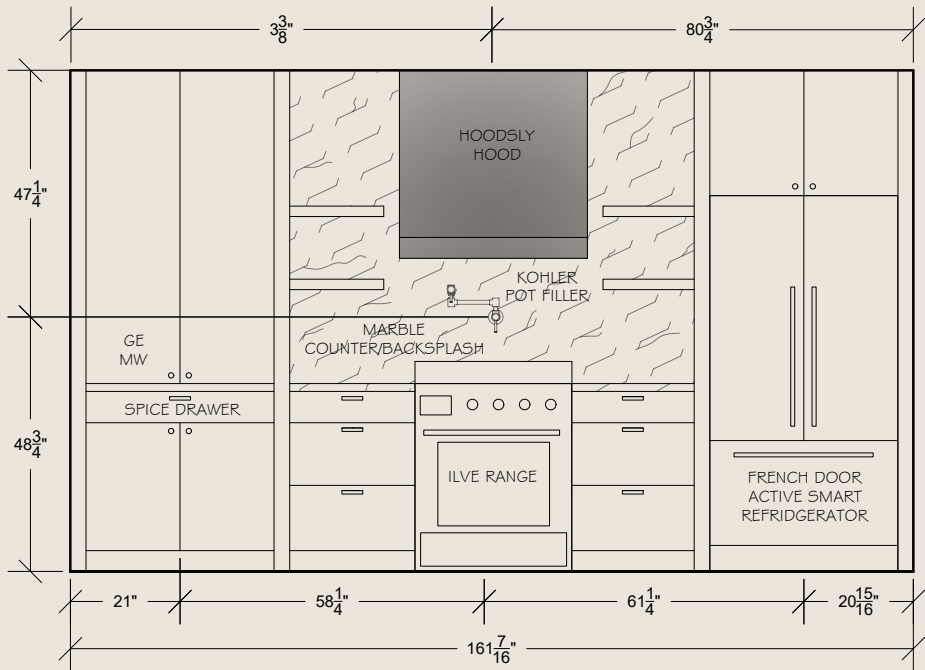
FLOATING SHELVES

PULL OUT TRASH

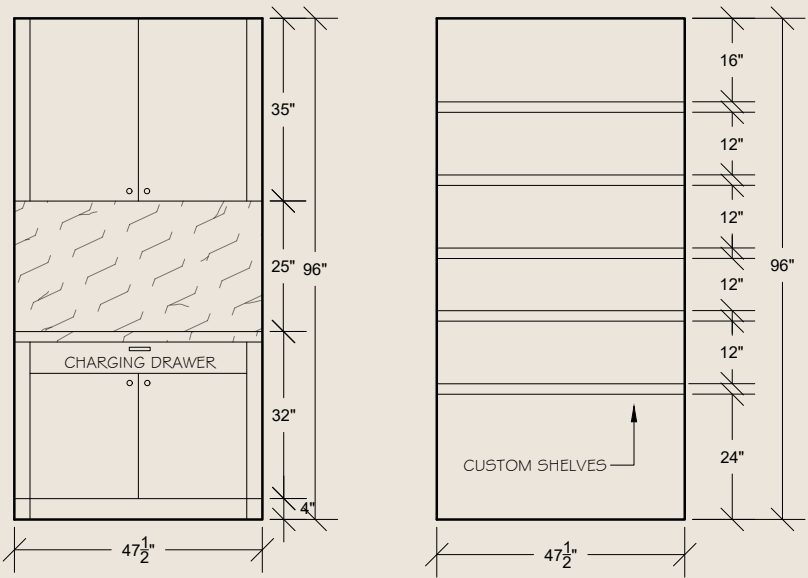
KITCHEN & PANTRY ELEVATIONS



ISLAND ELEVATIONS



NORTH WALL ELEVATIONS



PANTRY ELEVATIONS



OVERVIEW OF THE PROJECT

CLIENT
The Orchard Family

LOCATION
Highland, Utah

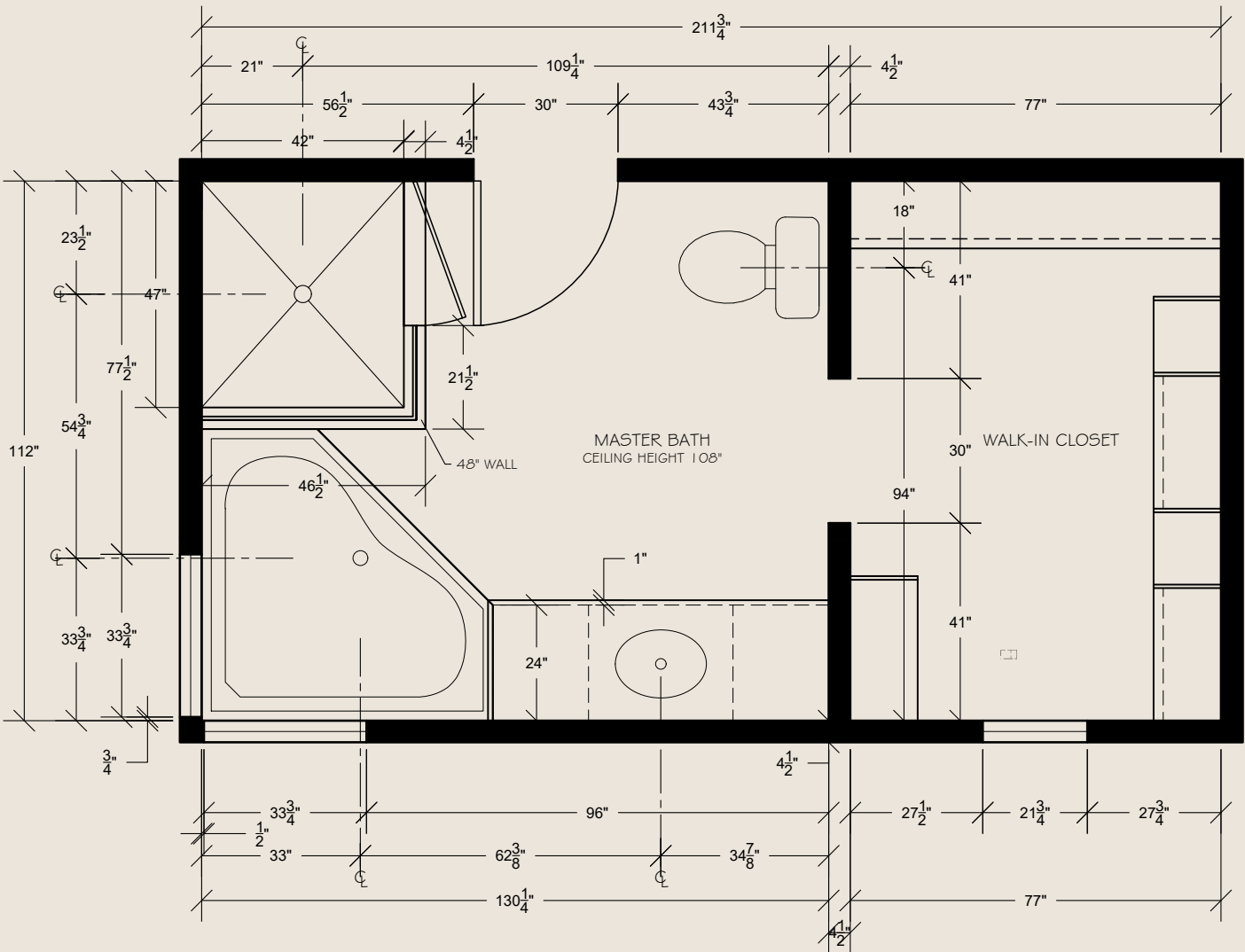
SIZE
164 sq. ft.

FAMILY MEMBERS
2

CLIENT REQUESTS

- Steam shower
 - Eliminate the tub
 - Comfort toilet
- Touch faucet
 - Smart mirror with TV
 - Create more privacy for the toilet

COLOR PALETTE

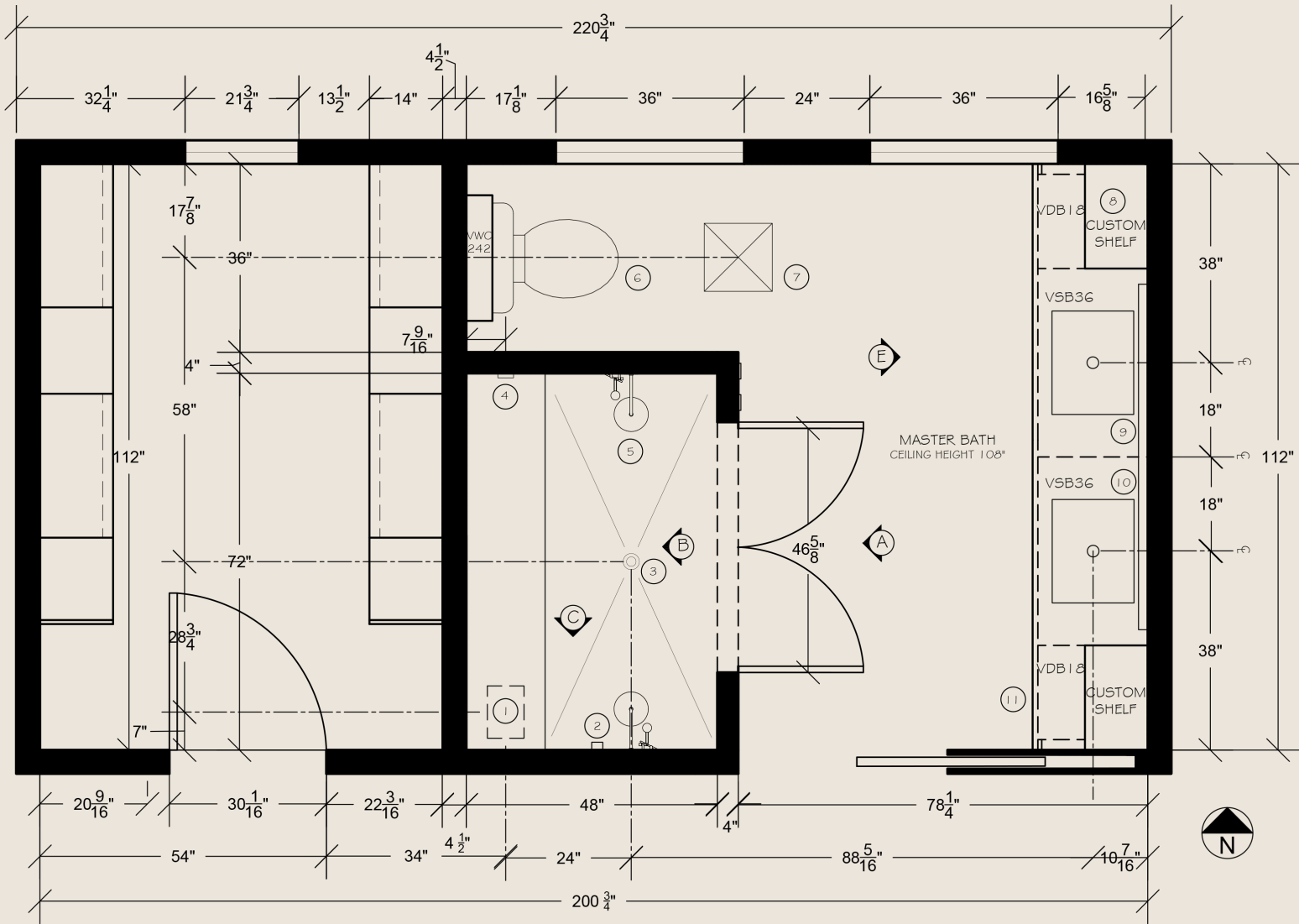


EXISTING PLAN

This project transforms an underutilized primary bathroom into a timeless Tuscan-inspired retreat for a couple, seamlessly blending old-world charm with modern luxury and accessibility.

The design addresses key functional needs by eliminating the unused tub to create a spacious, zero-entry steam shower. A partial privacy wall will discreetly conceal the comfort-height toilet, providing seclusion while maintaining an open feel. The authentic Tuscan character will be established through a warm, earthy color palette, rich wood tones, and classic architectural details. Key elements will include handcrafted mosaic tile accents, honed travertine or limestone surfaces, and the use of antique brass for fixtures and hardware.

NEW FLOOR PLAN & SPECIFICATION SHEET



FLOOR PLAN SPECIFICATIONS

- 1 STEAM SHOWER GENERATOR
MR. STEAM, ISMEAX
BLISS PACKAGE
1'0"W X 1'-7/8"D X 7'-5/8"H
BRUSHED BRONZE, BLUE TOOTH

2 AROMA STEAM HEAD
MR. BLISS, TS00110
3"W X 3"H X 1"D
BRUSHED BRONZE

3 DRAIN
KOHLER, K-9135-CP
CLEARFLOW ROUND DESIGN TILE-IN SHOWER DRAIN
6'-1/2"W X 4'-3/16"H
BRONZE

4 CONTROL
MR. STEAM, TS0090
7'-5/8"W X 5'-3/16"H
OIL RUBBED BRONZE

5 2 SHOWER HEAD PACKAGES
GREYFIELD COLLECTION, SH80325
GREYFIELD SIMPLE SELECT SHOWER SYSTEM
WITH SLIDE BAR AND HAND SHOWER
SHOWER HEAD 8"L X 8"W
VALVE TRIM 7'-1/2" W X 7'-1/2"H
HAND SHOWER

6 TOILET
KOHLER, K-75790-0 BCI3340720
PERSUDE CURV COMFORT HEIGHT
TWO PIECE ELONGATED WITH AUTOMATIC FLUSH
32.5"H X 14.18"W X 28.62"D
WHITE

7 VENT
PANASONIC, #RG-C811A
WHISPER CHOICE DC PICK-A-FLOW 110 CFM CEILING
BATHROOM EXHAUST FAN WITH FLEX-2 FAST BRACKET
8.69"H X 13.00"W X 13.00"L
WHITE
- 8 4 CUSTOM OAK SHELVES
STAINED TO MATCH CABINETRY
ALL CUT TO APPROX. 1'-8"W X 1'D X 2"H
SEE ELEVATION FOR PLACEMENT

9 2 SINKS
KOHLER, K-2330-0, BCI164744
KATHRYN 19-3/4" RECTANGULAR VITEROUS CHINA
UNDERMOUNT SINK WITH OVERFLOW
19-3/4"W X 15-5/8"D X 6-3/4"H
WHITE

10 MIRROR
ELECTRIC MIRROR, INT-156-AV-6642, BCI1461753
INTEGRITY WITH 15" TV
66"W X 42"H X 1.75"D
INTEGRATED LED/DIMMABLE
COLOR 3,000K

11 DRAWER STATION
DOCKING DRAWER, 6015-1000
3"W X 1.5"W
WHITE

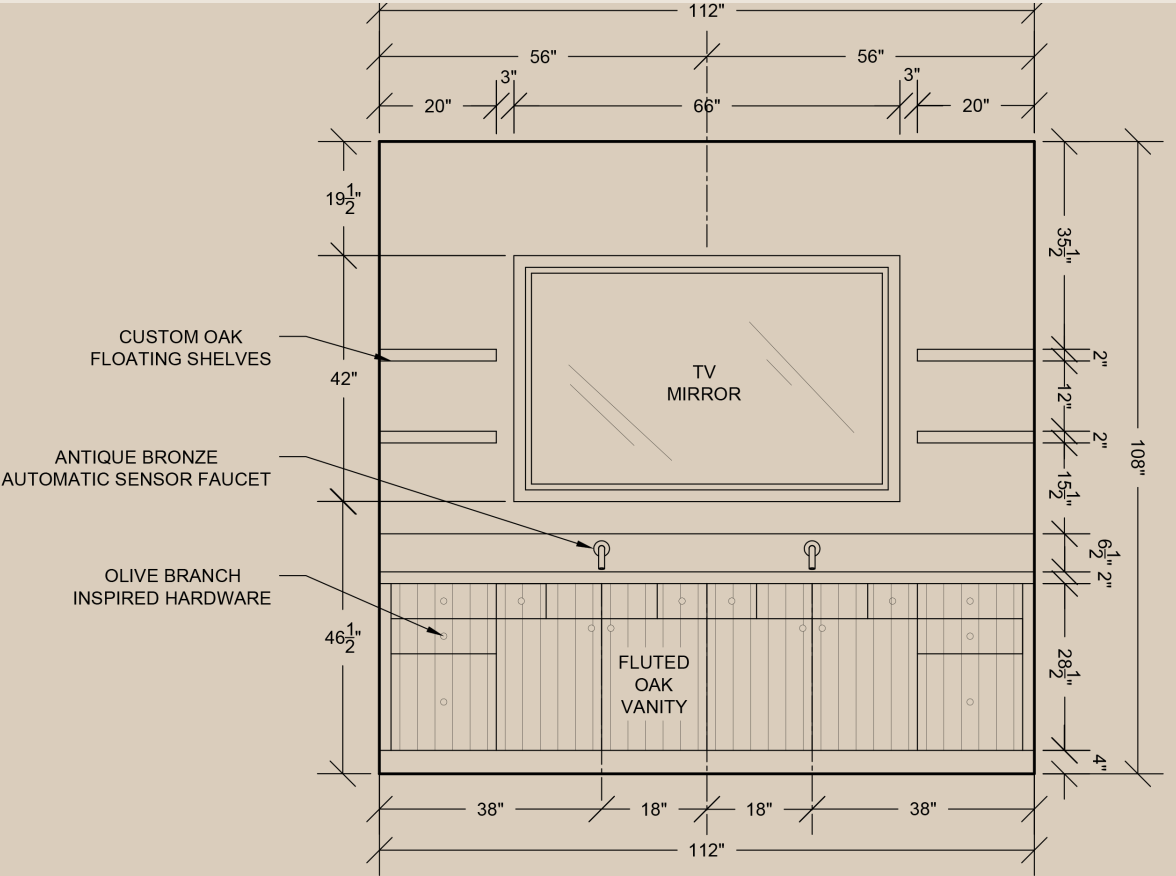
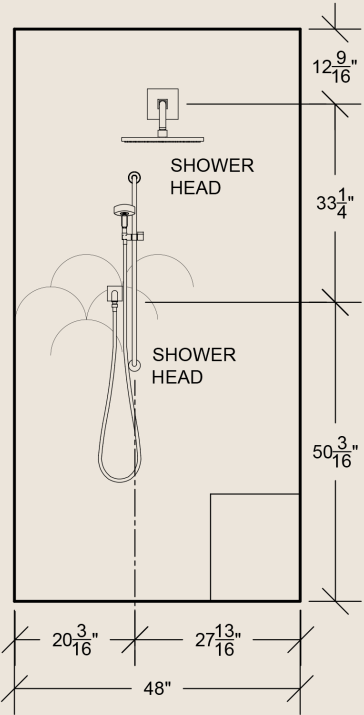
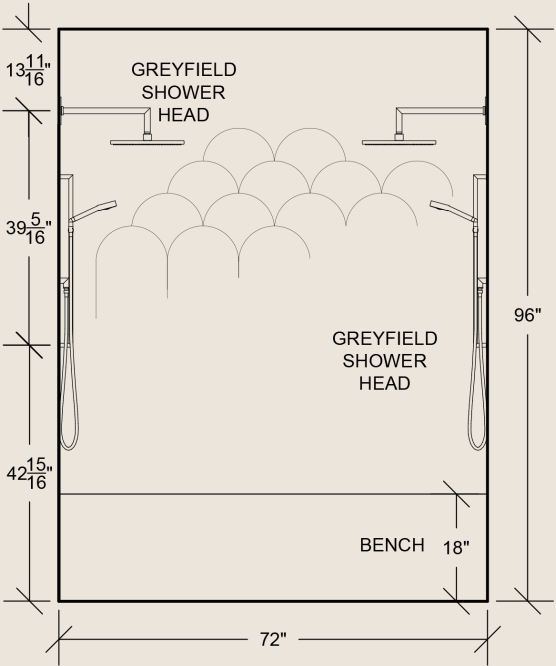
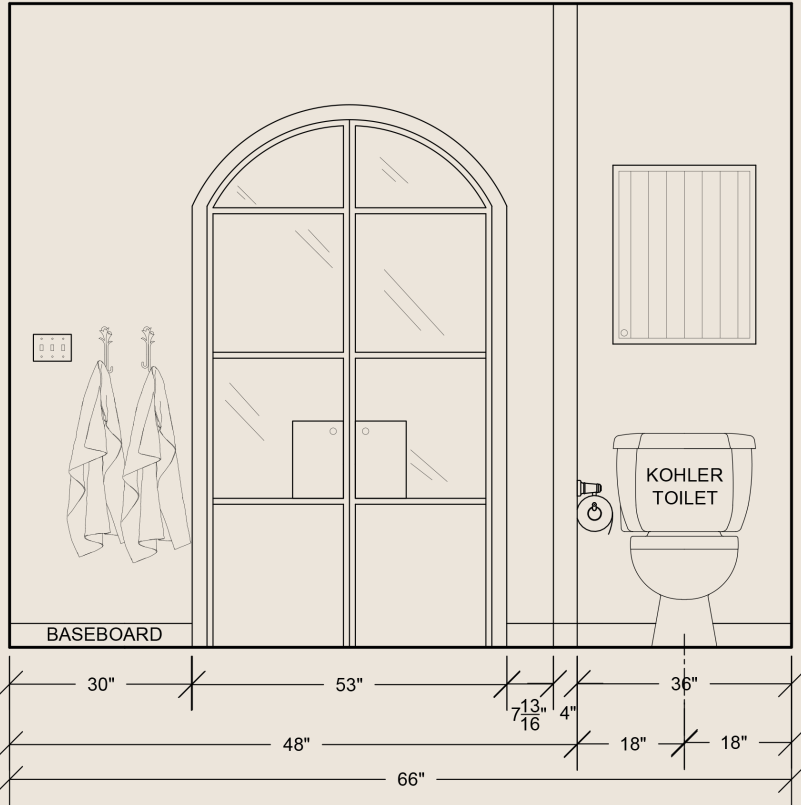
5" CANISTER 5"W X 6.6"H (WOOD CUT SIZE 5")
2" CANISTER 2"W X 5"H (WOOD CUT SIZE 3")
STAINLESS STEEL

NOTES

- STEAM SHOWER DOORS TO BE TEMPERED GLASS
- STEAM SHOWER CONTROL IS BLUE TOOTH
- SHOWER BENCH TO BE SEALED
6"W X 15'-1/16"D X 18"H
- GENERATOR ACCESS PANEL ON CLOSET WALL
- WATERPROOF TILE INSTALLED FLOOR TO CEILING
- SHOWER WALLS TO BE REINFORCED
- SLIP RESISTANT FLOORING THROUGHOUT MASTER BATH
- BATHROOM IS ABLE TO MAINTAIN 68 DEGREES
- 2 FILLER PIECES, CUT TO APPROX. 2"
- BATHROOM WINDOWS OPEN FOR VENTILATION
- 2 PCS. TK-8
PLYWOOD TOE-KICK
- THE SHOWER HAS A SLIGHTLY SLOPED FLOOR THAT
SLOPES TOWARDS THE DRAIN



BATHROOM ELEVATIONS





TUSCAN | TRANQUIL | ELEVATED



OVERVIEW OF THE PROJECT

CLIENT
The Coral Seas Cruise Ship

LOCATION
Miami, Florida

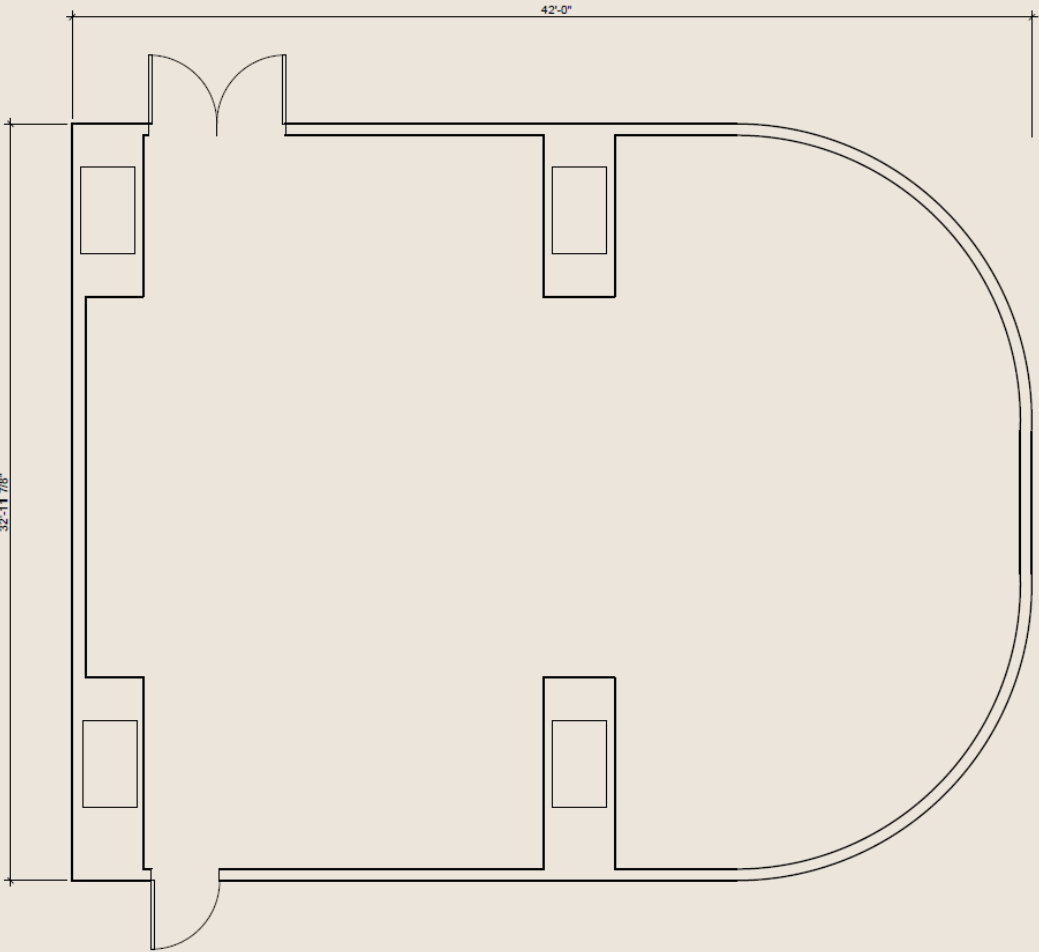
SIZE
1,386 sq. ft.

CRUISE SHIP GUESTS
39 children

CLIENT REQUESTS

- Guest bathroom
 - A fun atmosphere
 - Double door entrance
- Tables & Storage for games
 - Snack area
 - 4 TV s and gaming consoles

COLOR PALETTE



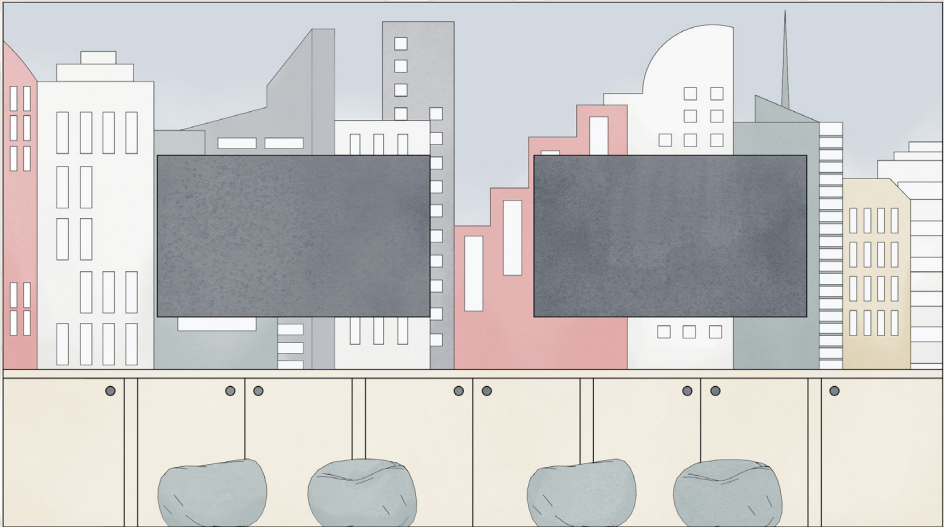
EXISTING PLAN

What did you want to be when you grew up? Welcome to Kid’s Village, where childhood dreams become today’s adventure. This immersive, miniature town at sea is a vibrant haven where young guests can run their own world—serving as police officers in the town square, creating masterpieces in the classroom, or managing a cafe. Teens have their own space to game and connect, while parents enjoy peace of mind knowing their kids are safe, engaged, and making unforgettable memories. With dedicated play zones, a snack bar, bathrooms, and organized storage, Kid’s Village is the ultimate destination for imaginative fun for all ages.

KID’S VILLAGE PROJECT GOALS

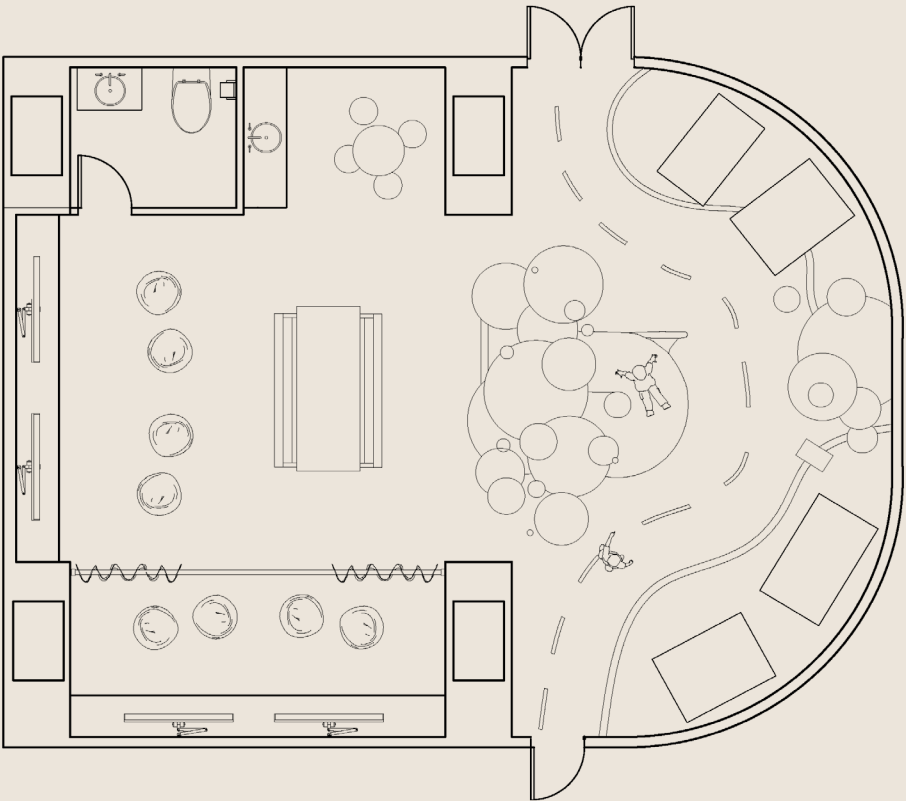
TEEN SPACE

To create a flexible, immersive media zone within the Kid’s Village that seamlessly transitions between a cinematic experience and a video gaming lounge. The space will feature a dynamic cityscape backdrop with ambient lighting, blackout curtains, and movable bean bag seating, providing teens and children with an engaging, atmospheric environment to relax and socialize.



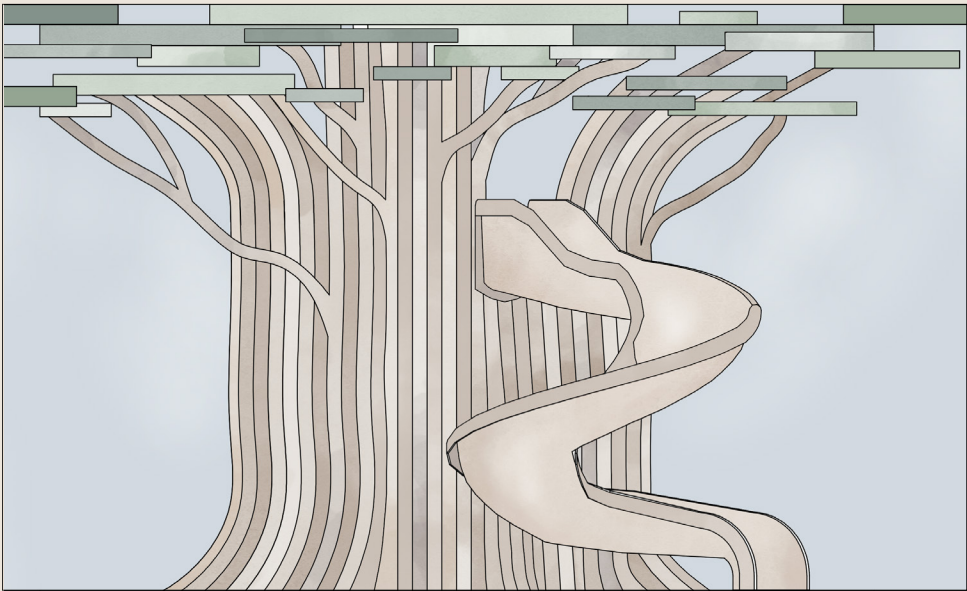
FLOOR PLAN

Our new floor plan turns the whole space into a mini-adventure. We’ve added a fun picnic table for board games and built the journey around four cool play stops—a Police Station, Cafe, School, and House. To keep things flowing, we’re tucking a handy snack station and a fun Subway-themed bathroom right in the action, with all the storage cleverly hidden behind the treehouse slide. It’s all about creating a seamless world for kids to explore.



TREE HOUSE SLIDE

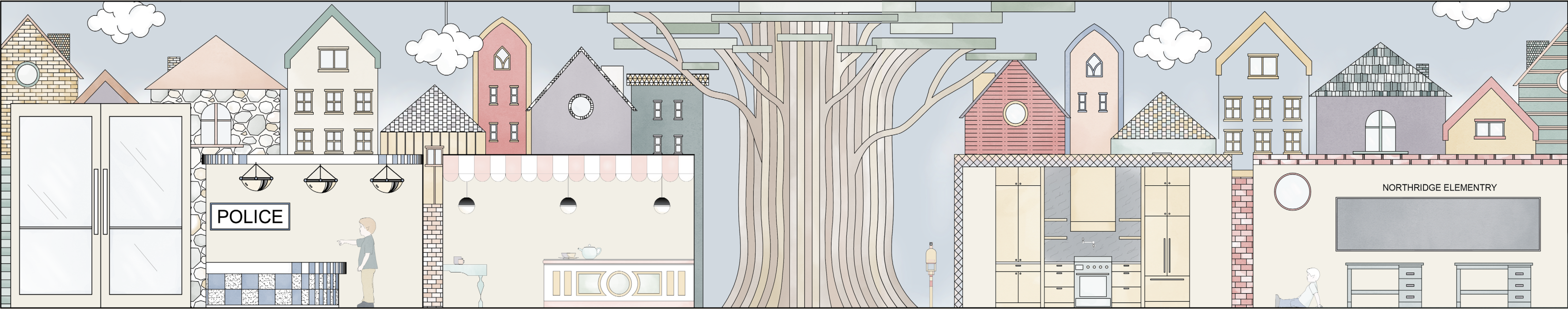
The entire space is anchored by a large, magical tree that naturally divides the room. On one side, it welcomes kids into the playful Village, and on the other, it cleverly conceals all the storage for games and activities. The tree is equipped with a giant slide for endless fun, and canned lights peeking through its canopy create a dappled, sunny glow that makes the whole area feel alive.



KID'S VILLAGE INSPIRATION BOARD



KID’S VILLAGE ELEVATION



POLICE STATION

CAFE

KITCHEN

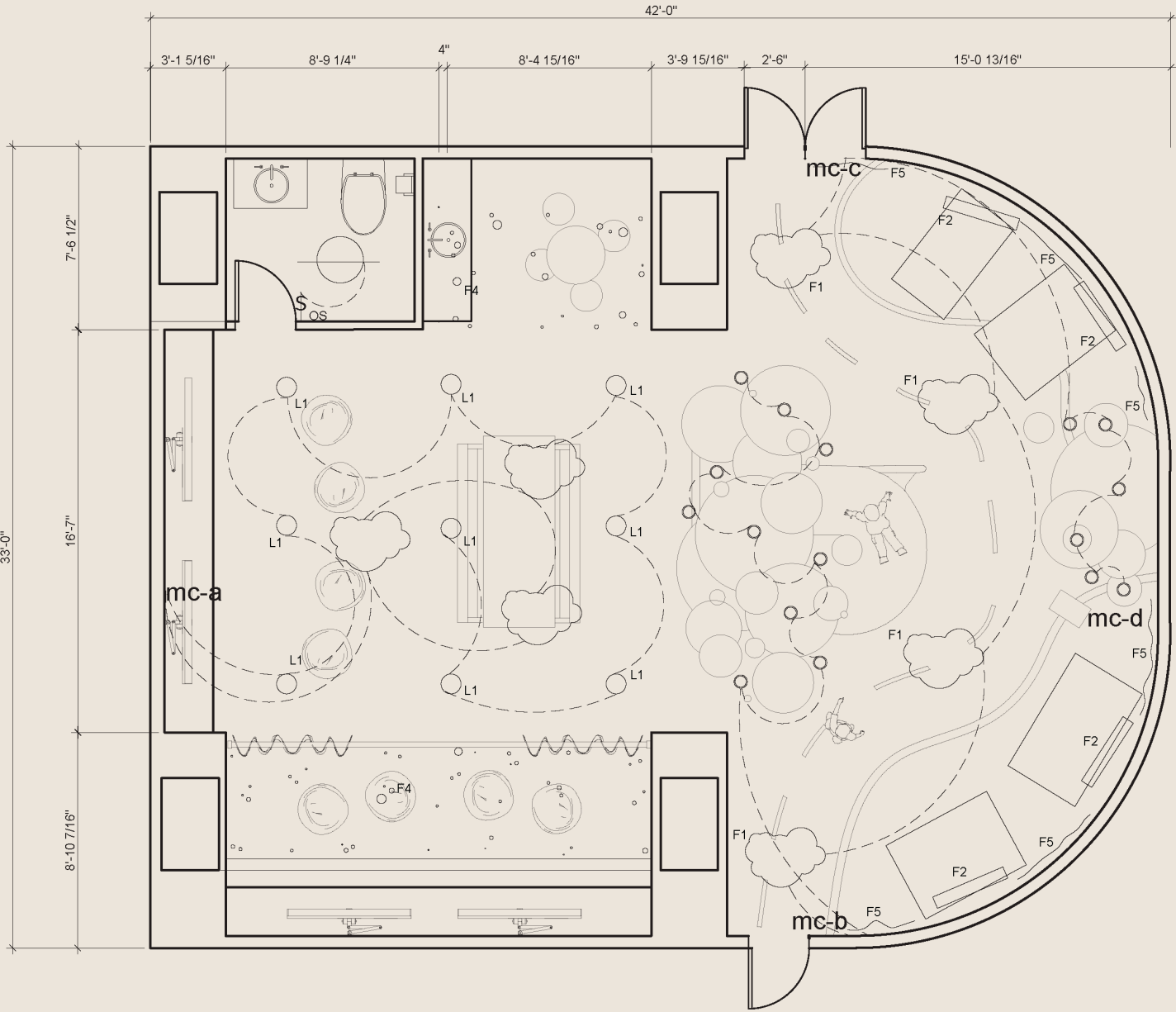
SCHOOL

KID’S VILLAGE ACCESSORIES



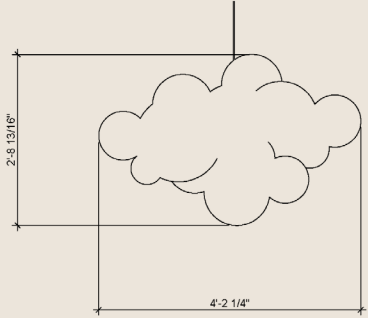
KID’S VILLAGE

LIGHTING PLAN & CUSTOM CLOUD LIGHTING DETAIL

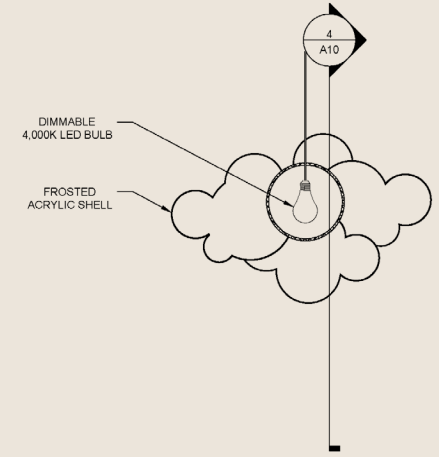


1 LIGHTING PLAN

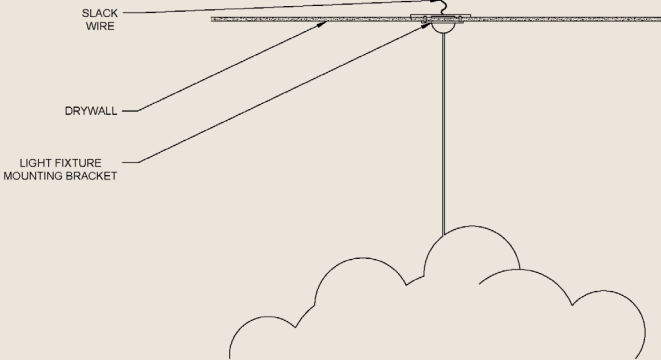
SCALE: 1/4"=1'-0"



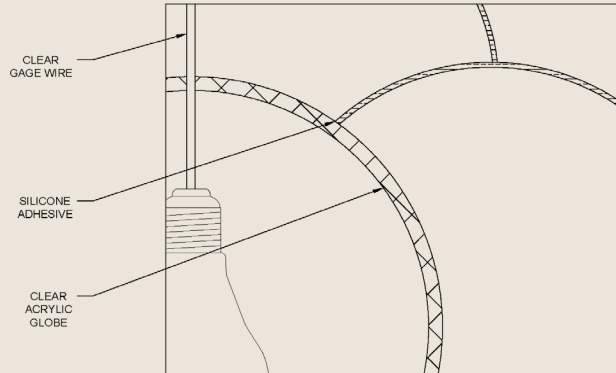
1 CLOUD ELEVATION DETAIL Scale: 3/4" = 1'-0"



3 SECTION VIEW Scale: 3/4" = 1'-0"



2 LIGHTING BRACKET Scale: 3/4" = 1'-0"



4 SECTION DETAIL Scale: 3/4" = 1'-0"

OVERVIEW OF THE PROJECT

CLIENT
The Bennett Family

LOCATION
Bountiful, Utah

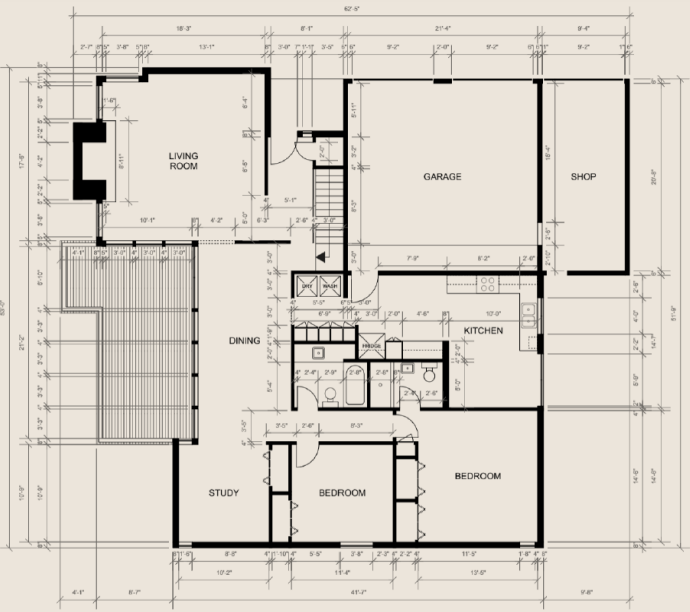
SIZE
4,070 sq. ft.

FAMILY MEMBERS
2

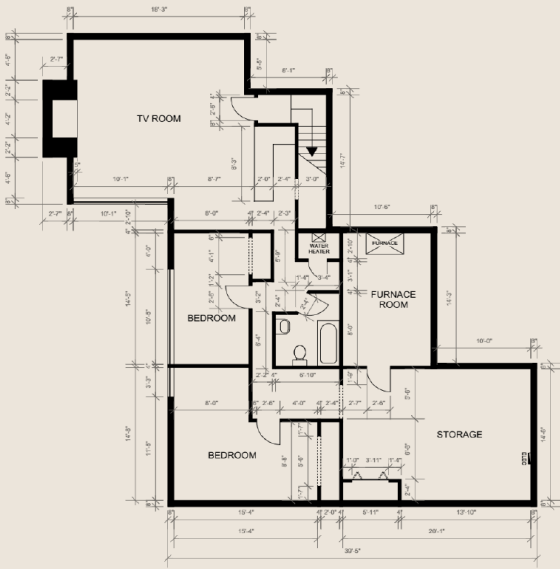
CLIENT REQUESTS

- Functional
 - Spaces to entertain
 - Warm & Inviting
- Modern English Cottage
 - Indoor & Outdoor fireplace
 - Basement with seperate entrance

COLOR PALETTE



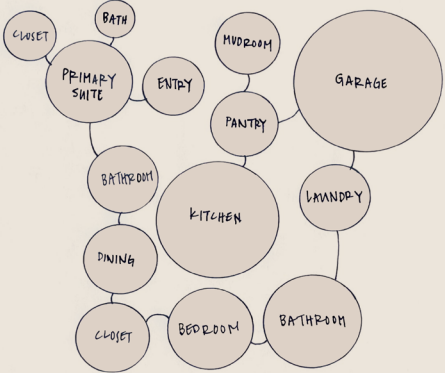
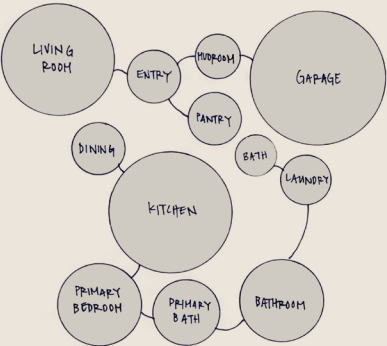
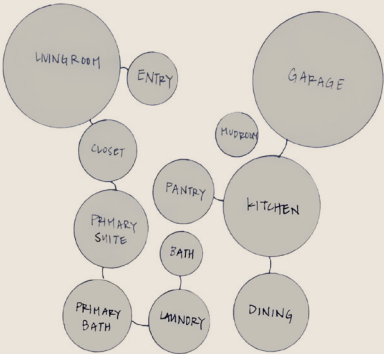
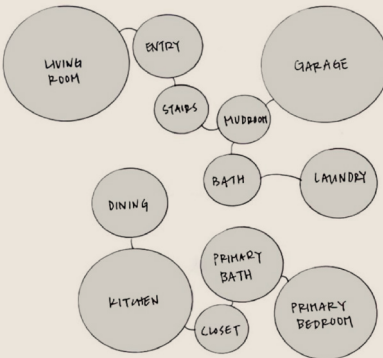
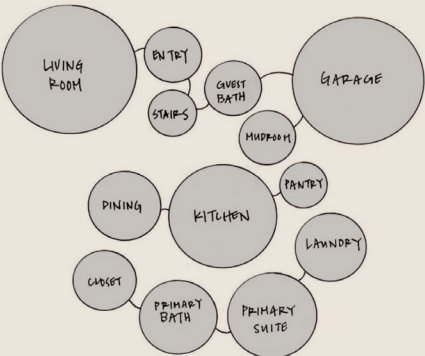










EXISTING MAIN FLOOR



EXISTING BASEMENT

The Bennett family’s 1960s home is being redesigned to reflect their love for English cottage charm while improving the functionality needed for their lifestyle. As a retired couple who enjoys hosting their children and grandchildren during visits, they want a warm, cohesive, and welcoming environment that introduces timeless cottage-inspired character alongside modern conveniences, creating an inviting and comfortable setting for family gatherings

SCHEMATIC DESIGN & DEVELOPMENT

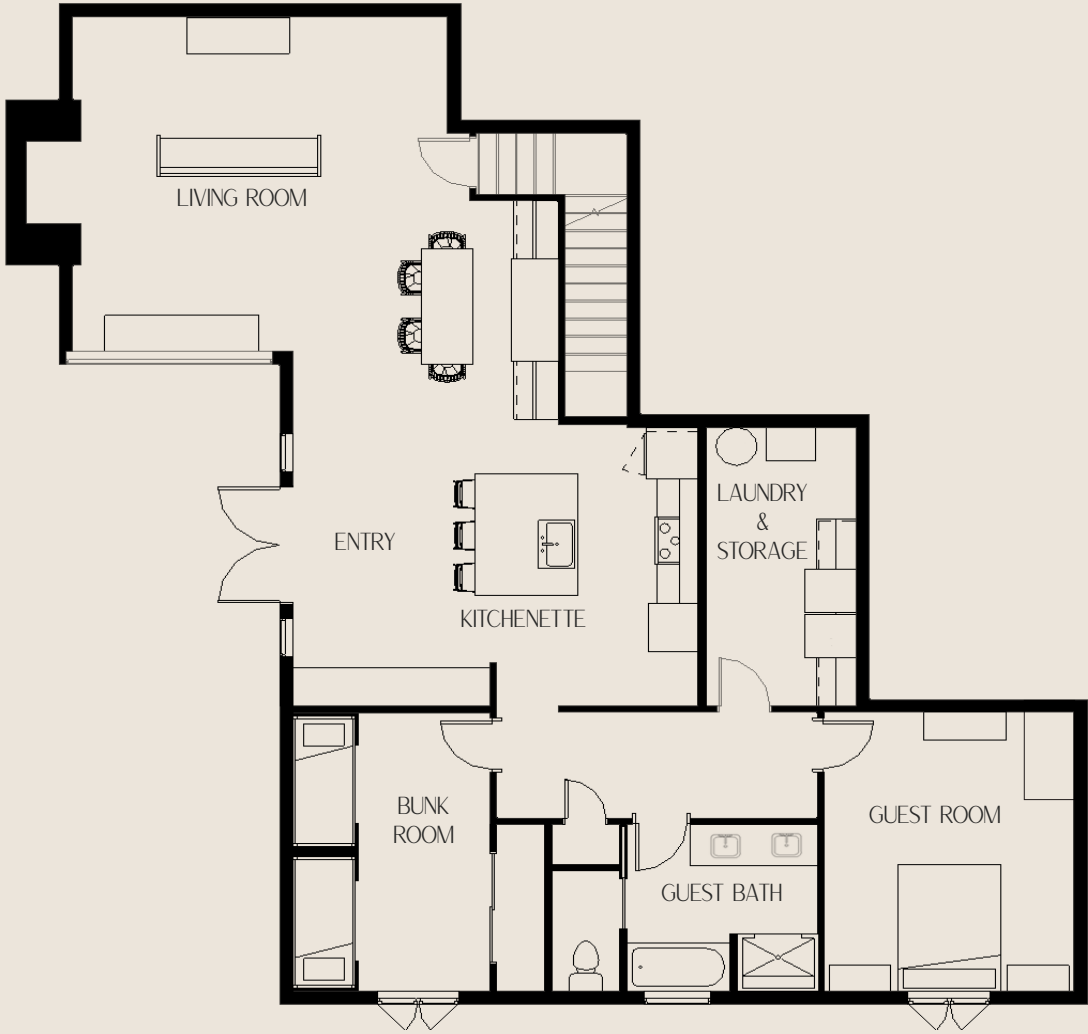
| | | | | |
|---|--|---|---|---|
|  |  |  |  |  |
| BUBBLE DIAGRAM #1 | BUBBLE DIAGRAM #2 | BUBBLE DIAGRAM #3 | BUBBLE DIAGRAM #4 | BUBBLE DIAGRAM #5 |
|  |  |  |  |  |
| BLOCK DIAGRAM #1 | BLOCK DIAGRAM #2 | BLOCK DIAGRAM #3 | BLOCK DIAGRAM #4 | BLOCK DIAGRAM #5 |
|  |  |  |  |  |
| PRIMARY SUITE | PRIMARY SUITE BATHROOM | KITCHEN | LIVING ROOM | BASEMENT KITCHENETTE |

NEW FLOOR PLANS

MAIN FLOOR



BASEMENT



BENNETT PRIMARY SUITE

PRIMARY SUITE



FURNITURE & ACCESSORIES



The Bennett family envisioned a primary suite that felt calm, warm, and deeply inviting—an updated take on an English cottage retreat. Soft neutral tones, natural textures, and timeless materials were layered to evoke comfort without feeling heavy. An iron canopy bed adds a subtle modern edge, while muted green nightstands and handcrafted ceramic lamps introduce grounded, old-world charm. Light drapery, warm wood beams, and tailored upholstery keep the room airy and sophisticated, creating a balanced blend of cozy cottage character with a fresh, modern sensibility.

BENNETT PRIMARY SUITE BATHROOM

PRIMARY SUITE BATHROOM



FINISHES & ACCESSORIES



The Bennett’s primary bathroom suite was designed as a peaceful retreat that reflects the cozy, English-cottage charm found throughout their home. Soft, muted tones, traditional paneling, and a classic freestanding tub create a calming environment perfect for unwinding at the end of the day. Brass fixtures add a touch of timeless warmth, while the subtle patterned wallpaper brings in a layer of character and old-world appeal. Thoughtful touches—like a comfortable rug for their beloved dog and a small stool for reading—make the space feel lived-in, personal, and deeply relaxing, echoing the Bennett family’s love of comfort and quiet moments.

BENNETT LAUNDRY ROOM

THE LAUNDRY ROOM



FINISHES & ACCESSORIES



Located near both the garage and the backyard entrance, this hardworking utility space was designed to support the Bennett family’s love of gardening while maintaining the charm of their English-cottage-inspired home. Durable stone countertops provide a practical surface for potting and arranging fresh cuttings, while the deep farmhouse sink makes rinsing tools and produce effortless. Soft olive cabinetry paired with warm brass hardware creates a cozy, collected feel that blends seamlessly with the rest of the home. Open shelving offers easy access to baskets and everyday garden essentials, making this space a beautiful and efficient transition between the outdoors and the heart of the home.

BENNETT BUNK ROOM

THE BUNK ROOM



FINISHES & ACCESSORIES



The Bennett family wanted the bunk room to feel intimate, charming, and thoughtfully tailored for their grandchildren —a cozy retreat with the character of an English cottage and the practicality of modern design. A built-in bunk painted in a deep, moody blue creates a sense of enclosure and comfort, while the soft plaid wallpaper adds warmth and timeless pattern. Layered bedding in gentle florals and creams brings a subtle vintage touch, and the star-patterned ceiling introduces a hint of whimsy without overwhelming the space. Natural textures—like the woven basket of toys and the warm wood floor—soften the room and add approachable charm. The result is a serene, storybook-like bunk space that feels both beautifully curated and effortlessly inviting.



THANK YOU

LISA VOHS