

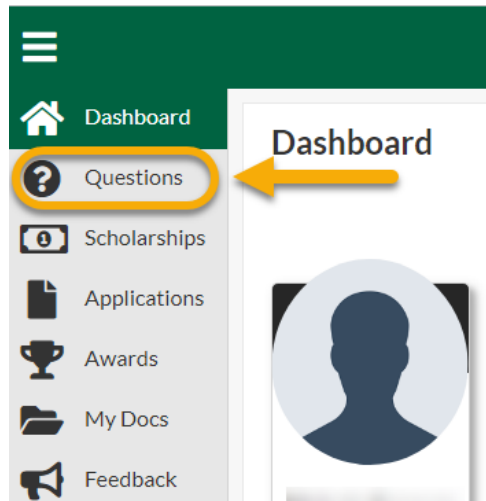
To apply for a scholarship:

Step #1 Log in to Scholarship Universe <https://ensign.scholarshipuniverse.com/>

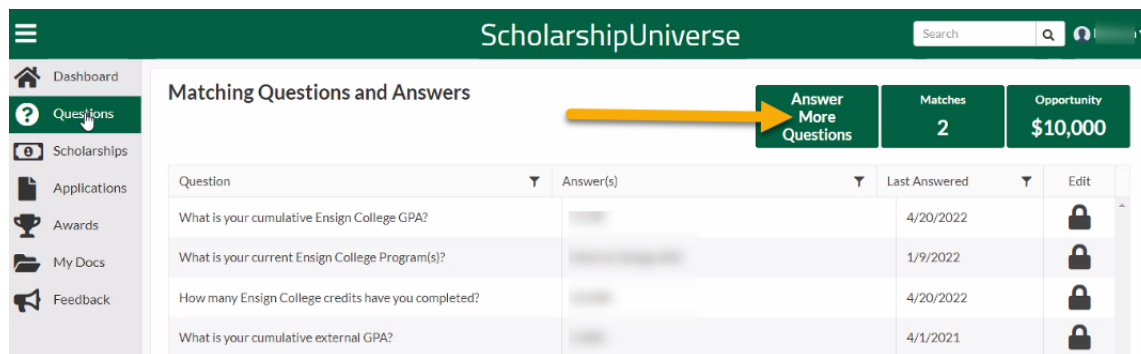
(Use your student email address followed by your LDS Account credentials). If you experience any issues logging in, contact the Ensign College helpdesk at 801-524-8119 or echelpdesk@ensign.edu.

Step #2 Answer “Questions”

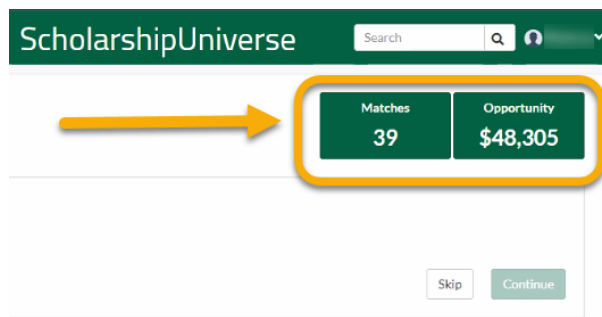
You will begin to “match” to institutional and outside scholarships as you answer questions.



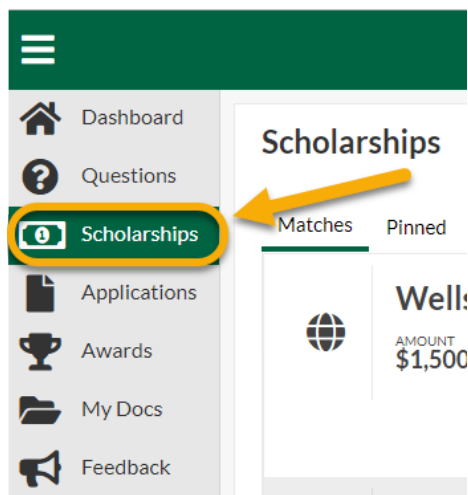
Click “Answer More Questions” to ensure you apply for every available institutional scholarship.




After you have answered a few basic questions about yourself, watch the number of matched scholarships that appear in the corner.



Step #3 Click “Scholarships” to view your “matched” scholarships



Ensign College Scholarships will appear with this icon:



Outside Scholarships will appear with this icon:

